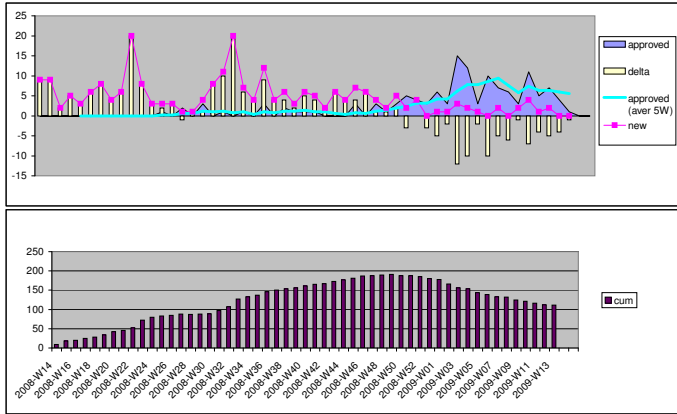


Statistics based on VisaJourney timelines
 Petitions filed from April 2008- through March 2009
 per week, number of new petitions, number of approved petitions
 Approval rate (average 5 weeks)
 delta = build up or decrease of backlog per week
 cum = backlog

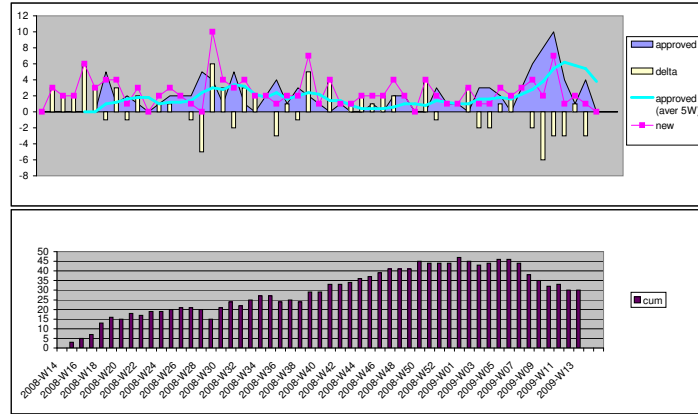
K3s at VSC

395 petitions in 12 months of which 184 approved (**less than 50%**)
 Average approval rate above 5 per week in 2009 but maybe slowing down. Max ever is 15.
Current backlog 111 = more than 4 months queue at latest 5 weeks average speed 5.6 approvals a week



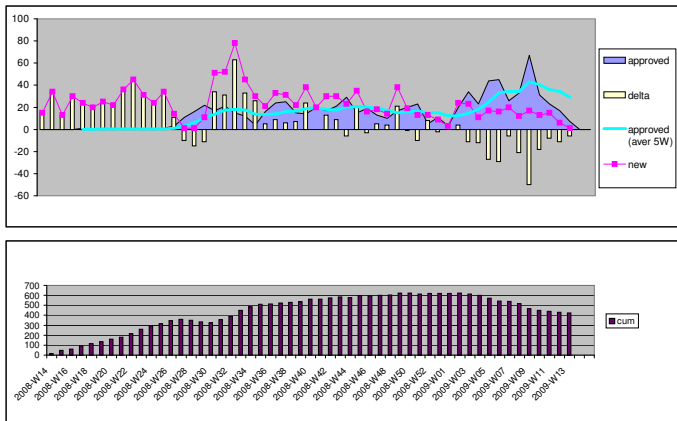
K3s CSC

184 petitions in 12 months of which 154 approved (**85%**)
 Average approval rate above 5 per week in 2009 but maybe slowing down
Current backlog 30, 2 months at current 5 weeks average speed 3.8 approvals a week.



K1s at VSC

1292 petitions in 12 months of which 867 approved (**67%**)
 Average approval rate well above 15 per week reached 68 max Week 9 but since went below **10 Week 13**
Current backlog 424 is 3-4 months at latest 5 weeks average speed 29 approvals a week.



K1s at CSC

1062 petitions in 12 months of which 820 approved (**77%**)
 Average approval rate well above 15 per week reached 84 max Week 3.
Current backlog 242, 2-3 months at current 5 weeks average speed 23.2 approvals a week.

