



United States Department of State  
National Visa Center  
31 Rochester Ave., Suite 200  
Portsmouth, NH 03801-2025






CHINA - MAINLAND

Interview Letter (P4)

July 25, 2013

Dear 

The National Visa Center (NVC) completed the domestic pre-processing of the immigrant visa petition  filed by  on behalf of . The NVC will now forward the petition to the U.S. Embassy or Consulate in GUANGZHOU ELECTRONIC, CHINA - MAINLAND for a visa interview. This letter serves as formal notification of the visa interview. **SAVE** this letter and present it to the U.S. Embassy or Consulate guard/receptionist at the time of the interview.


---

---

### Interview Date and Time

---

---

An immigrant visa interview is scheduled for  and any eligible derivative applicants (see applicants eligible to attend the interview below) at the U.S. Embassy or Consulate in GUANGZHOU ELECTRONIC, CHINA - MAINLAND on **September 10, 2013** at **09:30 am**.

---

---

### Applicants Eligible to Attend the Interview

---

---

Name

Date of Birth

Place of Birth



---

---

## U.S. Embassy or Consulate Address and Contact Information

---

---

To obtain the U.S. Embassy or Consulate in GUANGZHOU ELECTRONIC's address and contact information, visit [www.usembassy.gov](http://www.usembassy.gov) and select **CHINA - MAINLAND: GUANGZHOU ELECTRONIC** from the list of websites. The U.S. Embassy or Consulate in GUANGZHOU ELECTRONIC's website will include its street address and contact information.

---

---

## How to Prepare for the Visa Interview

---

---

Upon receiving this letter, all eligible applicants must complete the seven steps to prepare for a visa interview by visiting our website [www.immigrantvisas.state.gov](http://www.immigrantvisas.state.gov), selecting **Prepare for your visa interview abroad**, and completing the following seven steps:

1. **Carefully Review** this entire appointment letter
2. **Prepare** for the Medical Examination
3. **Ensure** that all required Original Documents will be available at the time of the interview
4. **Obtain** the required Photographs
5. **Review** the U.S. Embassy/Consulate General-specific Interview Guidelines
6. **Review** the Important Visa Interview Notices
7. **Review** the Immigrant Visa Interview Frequently Asked Questions

---

---

## \*\*\* IMPORTANT \*\*\* Interview Reminders

---

---

- **Applicants may need to bring an additional police certificate to the interview.** If the following three items are all true, the applicant needs to bring an updated police certificate to the interview:
  - He or she is more than 16 years old;
  - He or she obtained a police certificate more than one year ago; and
  - He or she still lives in the country that issued the police certificate.
- **Bring this interview letter to the medical exam.** Bring this letter to the medical examination because the panel physician may need to review it before performing the examination.
- **Bring updated Federal income tax information to the interview.** If a sponsor filed an I-864 (Affidavit of Support) and provided the NVC with proof of an IRS Federal income tax extension in lieu of a Federal income tax return, bring the sponsor's most recent Federal income tax return to the visa interview.
- **Petitioners are not required to attend the applicant's immigrant visa interview.** Facility size and/or security concerns may limit who may accompany a visa applicant during his or her visit to the U.S. Embassy or Consulate. Please visit the U.S. Embassy or Consulate's webpage for more information at [www.usembassy.gov](http://www.usembassy.gov).

---

---

## What to do if the Applicant Cannot Go to the Interview

---

---

To reschedule an interview, visit our website [www.immigrantvisas.state.gov](http://www.immigrantvisas.state.gov), select **Prepare for your visa interview abroad**, and select **Step 5. Review the U.S. Embassy/Consulate General-specific Interview Guidelines** located under Notification from the National Visa Center. Review the specific Interview Guidelines for the U.S. Embassy or Consulate in GUANGZHOU ELECTRONIC. If the embassy or consulate does not have any specific rescheduling guidelines listed, contact the embassy or consulate directly (see U.S. Embassy or Consulate Address and Contact Information above) to reschedule the applicant's interview.

---

---

## Required Visa Interview Documents and Document Status Code Definitions

---

---

While the applicant was processing at the National Visa Center, we asked him or her to submit certain forms and documents. On the following pages, we indicate the status of each of these forms and documents and any action the applicant needs to take to prepare them for the interview. Please refer to the document status code definitions below to determine what action to take for each item.

### Document Status Code Definitions:

- A Obtain this document and present it at your interview
- C You must bring this entire interview letter to your interview
- D The NVC sent this form or document to the U.S. Embassy or Consulate
- F The NVC did not request this form or document
- G You withdrew your I-601A, Application for Provisional Unlawful Presence Waiver, with USCIS
- H You must obtain two passport photographs of yourself and present them at your interview
- I This form is incomplete. You must present a completed form at your interview.
- O The NVC sent this form or document to the U.S. Embassy or Consulate
- P You must request this police certificate from the issuing authority. After you submit your request, the issuing authority will send the certificate directly to the U.S. Embassy or Consulate for your interview.
- R You submitted the Immigrant Visa Application online
- S The NVC only received a scanned document. You must present the original document at the time of your interview.
- T You must present an English translation of this document at the time of your interview
- U You indicated this document was unavailable. The consular officer will decide whether to waive the requirement for this document at your interview.
- X This document is unobtainable
- Y The NVC sent this form or document to the U.S. Embassy or Consulate
- \$ Payment received

---

---

## Required Visa Interview Documents

---

---

NVC Case Number:

Applicant Name:

Invoice ID:

Beneficiary ID:

You must bring the following items to the visa interview:

- Any original documents the NVC requested that you did not submit (refer to the document list below)
- If the physician gives you your medical exam results, bring them to your interview in the envelope sealed by the medical office.
- Two passport photographs measuring 2 inches by 2 inches (5 cm by 5 cm) with a white background
- A valid unexpired passport
- Photocopies of all civil documents
- A new police certificate from your current country of residence, if you obtained the police certificate more than one year ago.
- Any additional documents listed in the U.S. Embassy or Consulate specific interview guidelines

The following table lists the documents requested by the NVC and whether or not you submitted them to the NVC. **Please note that even though you may have provided the NVC with a copy of a document, you are still required to bring the original document to the visa interview.**

Refer to the Document Status Code Definitions on Page 3 to determine the meaning of the document status codes.

<u>Document Name</u>	<u>Document Status</u>
CORRESPONDENCE INSTRUCTIONS	C
1 - IMMIGRANT VISA APPLICATION PART 1	S
1 - IMMIGRANT VISA APPLICATION PART 2	S
2 - PASSPORT	Y
3 - BIRTH CERTIFICATE	S
4 - ADOPTION	F
5 - MARRIAGE CERTIFICATE	S
6 - MARRIAGE TERMINATION	S
7 - COURT RECORDS	F
F - FINANCIAL EVIDENCE	S
9 - MILITARY RECORDS	F
10 - CHINA - MAINLAND POLICE CERTIFICATE	Y
FEE PAYMENT	\$
PHOTOGRAPH	H
F - PETITIONER MARRIAGE CERTIFICATE	F
F - PETITIONER BIRTH CERTIFICATE	F
GUZ P3 SUPPLEMENT	Y